

# AUSTRALIAN DEER ASSOCIATION

SOUTHERN BRANCH TASMANIA

NEWSLETTER DECEMBER 2025

**Next meeting Friday 19th December 2025**

**North Hobart Bowls Club**

**Corner Ryde and Leticia Streets**

**North Hobart**

**Starting at 6:30 pm**



Conservation is a state of harmony  
between men and land—Aldo Leopold

December 2025

Meeting Venue, Dates and Times

December Friday 19<sup>th</sup> 2025 (Xmas BBQ and Annual Awards Night)

February Friday 20<sup>th</sup> 2026 (African Safari Raffle Draw)

May Friday 1<sup>st</sup> 2026

Unless advised, all meetings will be at the North Hobart Bowls Club corner of Ryde and Leticia Streets, North Hobart

Meetings are usually the last Friday of every second month but may be changed depending on room availability

December 2025

Branch

Administrative Structure

President/Coordinator – Rod Hughes

southerntas@austdeer.asn.au

Newsletter/Treasurer -Neil McCormick

[southerntas@austdeer.asn.au](mailto:southerntas@austdeer.asn.au) or  
[neil-mccormick@outlook.com](mailto:neil-mccormick@outlook.com)

State & National ADA Contact John Toohey

Sponsorship– Shane Broadby

Raffle Coordinator- To be appointed

Property– Kerry Bedelph

Branch Measurers– Neil McCormick

0447291445

Gerard Brereton

Jeremy Darcy

Matthew McCormick

## TREASURERS REPORT

Opening Balance	1/11/2025	\$2,806.62
Expenditure	TDAC member fees 2024	\$100.00
Income	Reimbursement site hire Bushfest	\$210.00
	Raffle Ticket Sales	\$1,520.00
	Merchandise sales Bushfest	\$506.00
Pending Expenditure	Meat for Xmas BBQ	
	Trophies for annual awards	
Closing Balance	19/12/2025	\$4,923.24

## Presidents Report

Welcome,

It is with great anticipation we approach our annual Xmas dinner and awards night. As usual, we expect to have a great night with lots of door prizes and awards to be handed out. We will also be raffling the excellent R&N Blades Zoe Zipper on the night.

Tickets will be \$10 each and limited to one per person so someone in the room will win a very nice, quality knife.

Our last meeting was probably one of the very best we have held. At Simon Kallis's place at Campania, on a warm and sunny day, we were treated to a great butchery display by Murray Thomas and a smallgoods and sausage making session from Simon followed by a BBQ of Siomn's excellent produce. We had a good roll up of thirty interested members and friends and it appeared everyone enjoyed a great day. Our sincere thanks go out to Murray and Simon, and the general consensus is that we should hold similar meetings at least once a year.

The Branch had a stand at Bushfest again this year and it was a great success with lots of interest in our Club and unprecedented African Safari ticket sales. Thanks go to the volunteers who helped man the very busy stand over Saturday and Sunday. John Toohey and Carolina, Craig and Grant Laredo and Simon Kallis are to be thanked for the effort they put in over the weekend. Also, thanks go out to the people that helped set up and pull down the stand and who kindly loaned trophies for display.

I believe we have had a very successful year with several new formats for our meetings. I am looking forward to 2026 and more great things from our Branch. I look forward to catching up with you at the Xmas BBQ and awards night on Friday 19<sup>th</sup> December.



Yours in Hunting,  
Rod Hughes

## MEETING, SATURDAY 1<sup>ST</sup> NOVEMBER

John Toohey has been good enough to write up a comprehensive summary of the day at Simon's.

### Deer Carcass Breakdown & Making Sausages

At the June Southern Branch meeting hunter and professional chef Simon Kalis invited members and friends to his rural hideaway for a demonstration of sausage making. Simon makes sausages, snack sticks and salamis with venison and wallaby. On that night Simon had brought along a selection of his wares for the members to sample. The samples disappeared quickly.

Taxidermist, hunting guide and former professional butcher Murray Thomas also volunteered to come along on the day to demonstrate how to professionally break down a whole deer carcass.

The appointed day was Saturday 1<sup>st</sup> November when 30 members and friends witnessed the demonstrations, asked a multitude of questions and were treated to a fine BBQ of venison sausages, hamburgers and a venison neck casserole. Two doe carcasses were provided by member Jack Bearman assisted by Neil McCormick and hung in Matthew Bedelph's cooler trailer; head shot and immaculately clean.

Thankfully the day was bright and sunny with little wind, so the exercise was undertaken on a large table outdoors. Hygiene was paramount.

Murray broke down the carcasses with great expertise describing the knife cuts and uses for the cuts of meat as he progressed – roasts, casseroles, steaks, schnitzels, mince and more.

Simon had pre-prepared 5kgs of venison having them part frozen which helps the meat to grind easier and any sinew or silver skin to flow through the smallest setting on the grinder without wrapping around the mincer shaft. The next step was adding pork fat and his preferred herbs and spices plus a little, very carefully calculated and weighed, quantity of Curing Salt #1 or Prague Powder No. 1 containing sodium nitrite – to preserve the meat in the sausages and prevent organisms such as botulism from infecting the meat. This curing salt is poisonous in large quantities so calculating and weighing the correct amount is critical. The quantity to add per kg is usually written on the packet. When following the instructions, nitrite is quite safe. To help ensure the cure powder is evenly distributed in the mix Simon dissolved the powder in about 500 ml of cold water and adding his spices and milk powder as a binder. The ingredients are then thoroughly mixed – the venison, pork fat and cold water containing the cure and the herbs and spices.

Using a Misty Gully 5 litre hand sausage filler and collagen casings Simon made about five metres of 20 mm snack sticks and then proceeded to low temperature hot smoke lengths for many hours thus slow cooking the sticks and adding a smoke flavour. On occasions Simon uses deer intestines for his sausage casings, washing them thoroughly, and not wanting to waste any part of wildlife he has taken. A skilled game meats chef and ethical hunter, that's for sure.



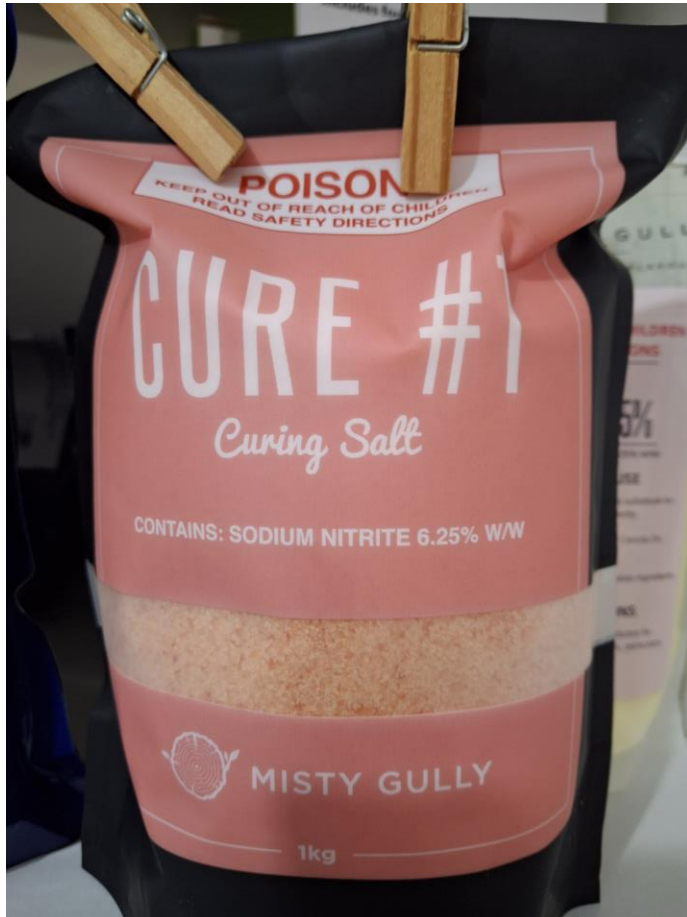
## JOHN TOOHEY'S RECIPE

I have personally been making venison kranskys and sausages for a number of years. Being an ignoramus when it comes to herbs and spices, I cheat. I purchase Corona pre-mixes from Spice Pantry (at <https://spicepantry.com.au>) . A myriad of flavours including kransky, herb and garlic, leek & bacon, honey & rosemary and many more. Branded Corona. Some flavours have rising strengths of chilli. The pre-mixes contain the necessary preservative, in this case sulphites instead of nitrites, in a correct proportion to salt, flavours and a binder. All the maker has to do is measure the correct weight of mix for the weight of meat (venison or wallaby, and pork fat) and dissolve it in cold water and mix. I leave my mix in the fridge overnight to cure before further mixing with cold water to a sticky consistency then filling the sausage casings. I prefer and use Misty Gully natural hog casings in sizes 28 and 36. Hog casings need to be rinsed overnight in cold water and wet on the inside to help them slip onto the filler tube. This is easily done by slipping one end of the casing onto a bottle of cold water and squeezing some water down inside the casing. There's no need to soak or wet collagen casings. Simon uses collagen as he likes the crisp bite.

A note on water. From everything I've read use only bottled water, not tap water as it contains chlorine & fluoride, and keep the water and your mixtures below 4 degrees C. That's why Simon was wearing warmer gloves underneath his hygienic thin nitrile or vinyl food handling gloves when mixing. Maintains some feeling in the fingers.



John Tooheys additives that he uses when making sausages.





## EQUIPMENT

Most hunters probably have a mincer of some sort. Electric mincers make life much easier than the old hand mincers. Many mincers come with sausage filling tubes however I found my mincer works too fast for me to control the skin filling and ended up with an inconsistent mess. I also tried a \$40 small hand filler but that was hopeless. I ended up with a 5 litre Misty Gully hand filler from Smoked and Cured (<https://www.smokedandcured.com.au>), the same as Simon's, and its excellent. Takes about 3 kg of meat at a time and easy to wind the handle with one hand and control the filling skin with the other. More fun with a mate!

The two websites I've mentioned have a wealth of information on sausage and jerky making and of course there are a hundred or more 'how to' YouTube videos to watch.

## A Note on Botulism

Botulism "is a disease caused by the micro-organism *Clostridium botulinum*" said the co-host of the Food Safety Talk podcast. It only grows in the absence of oxygen such as in a sausage. Hence the use of sulphites or nitrites to minimise the risk.

It is also common to freeze meats, fish, sausages etc. in vacuum sealed bags. The item is locked in an oxygen free environment in the bag. The longer it is left thawing in the bag the greater the risk of the botulism micro-organism starting to grow and becoming toxic. Botulism can cause vomiting, nausea, diarrhea, muscle weakness and difficulty breathing. It can lead to paralysis and in a worst-case paralysis of the lungs and suffocation. So, it would be wise to break the sealed bag as soon as possible after removal from the freezer and let the contents thaw in another container in a refrigerator.

## SIMON'S RECIPES

### Fennel snack sticks: (5kg batch)

3600g Venison

900g Pork fat

90g Salt

15g Sugar

10g Ground wild fennel seed

10g Ground black pepper

10g Garlic powder (or 30g fresh crushed garlic)

10g Onion powder

11g Cure #1

250ml water

Mince semi-frozen meat and fat on a fine plate (3mm), this will make it easier for the mincer to process any sinew and stop the fat from smearing.

Combine the dry ingredients and dissolve the cure in the water then add both to the meat and mix till the meat turns sticky, this is when protein extraction is achieved.

Leave chilled for at least 24 hours for the cure to activate.



Fill the sausage stuffer tightly making sure to keep air pockets to a minimum.  
Fill mixture in 21mm or 23mm dry collagen sausage casings  
Smoke schedule using applewood pellets:  
60 degrees C for 2 hours  
66 degrees C for 2 hours  
Then 82 degrees C till internal reaches 68 degrees C  
Chill down in cold water or better still ice bath once removed from smoker.

### BBQ Sausage: (5kg batch)

3600g Venison  
900g Pork or Beef Fat  
65g Salt  
50g Sugar  
45g Milk powder  
35g Sweet paprika  
20g Black pepper  
10g Cayenne pepper  
10g Garlic powder (or 30g fresh crushed garlic)  
5g Mustard powder  
10g Fresh sage  
350ml Water

Mince semi-frozen meat and fat on a medium plate (5mm), this will make it easier for the mincer to process any sinew and stop the fat from smearing.

Combine the dry ingredients then add it plus the water and chopped sage to the meat and mix till the meat turns sticky, this is when protein extraction is achieved.

Fill the sausage stuffer tightly making sure to keep air pockets to a minimum.

Fill mixture in 23mm or 30mm dry collagen sausage casings.

### Burger patties:

800g Venison

200g Pork or Beef fat

16g Salt

10g Milk powder

10g Smoked paprika

6g Black pepper

6g Onion powder

6g Garlic powder (or 18g fresh crushed garlic)

35g Worcestershire sauce

35g Water

These are the same equipment I have and used in the demo and highly recommend all of them:

Mincer: <https://ebay.us/m/t6yGiZ>

Sausage stuffer (I have the 5 litre): <https://ebay.us/m/k3HMT5>

Mini precision scales for measuring cure and spices accurately: <https://ebay.us/m/nfi0pw>

Thermometer for smoker: <https://ebay.us/m/CekdcN>

Smoker, a basic gas one like these, they do come up regularly for less than half the price like I got mine from Facebook marketplace: [https://www.bunnings.com.au/jumbuck-lcc27-gas-smoker\\_p0344345](https://www.bunnings.com.au/jumbuck-lcc27-gas-smoker_p0344345)

<https://www.barbequesgalore.com.au/p/hark-2-door-gas-smoker-with-window/HARKSMOKER2.html>

Optional smoker upgrade that I've found works great: <https://smokai.com/en-au/collections/2023-upright-smoker>

Specialty ingredients:

Sausage skins, Devro (Fresh) processed dry collagen casings are both suitable for smoking and standard fried/BBQ sausage use: <https://spicepantry.com.au/?s=DEVRO+FRESH>

Cure #1: <https://ebay.us/m/nsau7J>

Where to get the buttermilk powder:

[https://pure-product.com/products/buttermilk-powder?\\_pos=1&\\_psq=buttermilk&\\_ss=e&\\_v=1.0](https://pure-product.com/products/buttermilk-powder?_pos=1&_psq=buttermilk&_ss=e&_v=1.0)

Cheers,  
Simon





Simon preparing  
sausages and  
demonstrating his  
smoker







Murray expertly butchering deer carcasses in front of a good rollup of 30 interested members and friends



John Toohey submitted this information for inclusion in the newsletter.

I was searching for how to store jerky as I'd made a heap. Its nearly all eaten now. Mine is a bit drier than theirs but passed a test at the weekend in Brisbane with Carolina's son and his mate who has a smoked meats business.

When searching I came across this video titled "Whole Deer Jerky". It has a great demo on how to break down a whole deer. Much the same way as Murray did.

They call the back legs and most of the back leg segments "rounds" and other cuts different to us. You can see him clearly rollout what we call the round.

And boy, doesn't he have a sharp knife !  
Well worth watching.

<https://au.video.search.yahoo.com/search/video?p=storing+homemade+venison+jerky&type=E210US0G0#action=close>

# NUTRITIONAL VALUE OF FALLOW DEER VENISON

## AUSTRALIA

### Why It's a Smart Choice

- Lean & Heart-Healthy
- Ethically Hunted
- Rich in Micronutrients



NUTRIENT	AMOUNT (PER 100G)	BENEFIT
<b>Protein</b>	~13 g	High-quality, complete protein
<b>Fat</b>	~2 g	Very low in saturated fat
<b>Iron</b>	High	Easily absorbable heme iron
<b>Zinc</b>	Good Source	Supports immune function
<b>B Vitamins</b>	Rich in B12, B6, Niacin	Important for energy metabolism

**Fallow Deer in Australia are a valuable natural resource with social, economic, and cultural significance.**

#### SOURCES:

Deer Industry Association of Australia. [2016]. Nutrition guide for deer farming. <https://deerfarming.com.au/wp-content/uploads/2016/11/21-Nutrition.pdf>

ShunCulture. [2023]. What kind of deer makes Australia's venison? <https://shunculture.com/article/what-kind-if-deer-makes-australia-in-venison>

Sciend. [2025]. Comparative nutritional study of game meats: Fallow deer, red deer, and roe deer. Acta Veterinaria Eurasia, 51(2), 123-135. <https://sciend.com/article/10.2478/acve-2025-0006>

**CHAMPIONING SUSTAINABLE USE OF WILDLIFE GLOBALLY**



## Deer Management Policy Review

The Department of Natural Resources and Environment is conducting a review of the current deer management plan. The public have been asked to view their proposed changes and comment. John Toohey has prepared a response from the Southern Branch, and it has been submitted. It is reproduced below.

AUSTRALIAN DEER ASSOCIATION INC.  
REVIEW OF DEER MANAGEMENT POLICY 2025  
SOUTHERN BRANCH POSITION  
5 December 2025

### INTRODUCTION

The Branch supports the complete eradication of deer from DMZ3. Deer numbers are controlled by taking out does not bucks. It appears that there may have been a lack of effort by some hunters to take does to reduce populations. This may be from a lack of property access for keen hunters; hunters being restricted on the number of does they can take or hunters are simply not putting in the effort over the eight months of the doe season. Perhaps of course, hunters simply have competing priorities with families and sports etc. The complex regulatory system has largely evolved to enable policing of poaching and trespassing. While the Police follow up trespass there is little policing of poaching by rangers anymore. For years hunters have let the lowest common denominator direct deer regulation i.e. deer poachers. It's time for change to that scenario and streamlining however the Branch is certainly not supportive of any measure that helps facilitate deer poaching which also involves trespass, property damage and illegal firearm use. There needs to be a clear distinction in the vernacular between hunting and culling under permits (shooting).

## POLICY MEASURES

The Branch supports the reduction of permit types to two for application Statewide as follows: 1. Combine antlerless deer, wallaby and possum into one five-year permit [effectively a spot lighting permit], and 2. A separate single permit for male deer in DMZ 1 and DMZ 2 outside the traditional season. No permit required to take deer in DMZ3 unless spotlighting. All deer hunters/shooters regardless of Zone to be licensed. The Branch does not support the taking of female deer in any zone during the fawning period from December to March. It is a serious animal welfare issue. Members were not aware of a restriction in taking only “inferior” heads under permits in DMZ1 and the requirement to sever antlers above the tree line. In the Branch’s opinion both measures are unnecessary. The requirement for annual take returns should continue as compulsory for deer, wallaby and possum for management purposes.

## COMPLEMENTARY MEASURES

### Measure 1

In DMZ3 remove hunting seasons and bag limits (and associated tagging) for hunting licence holders. While permits in DMZ3 allow unrestricted, 365-day take of deer, hunting licence holders (who do not have access to hunt on a property under a PPP or a SPWP) are restricted to taking only one male deer during the open season. Removal of these limits could further contribute to the DMZ3 objective of ‘complete eradication’. The Branch’s very strong view is that deer must be eliminated from DMZ3. It is agreed that licensed hunters in DMZ3 not be limited in the number of male or female deer that they can take. No closed season on males but a closed season on does from mid-November to mid-March.

It needs to be recognised in developing Statewide rules that deer in the Highlands can differ in biological timing to those in the Midlands and elsewhere. The Branch does not support the taking of does during the fawning period regardless of where the does are located. For around the first two months from birth (December – January) does hide their fawns. Does are lactating at least to the middle of March. The Brian Murphy project identified that fawns losing their mothers in March can survive independently. It is appreciated that deer survival in DMZ3 is not the end game but members think that the animal welfare consideration of fawns slowly starving to death is a significant animal welfare issue. Starvation is not an accepted practice with domestic animals; it attracts formal charges; what's the difference with wild animals ?

To take deer in DMZ3 hunters must be licensed. Deer hunters in DMZ3 to hold the landowner's written permission to access property to take deer. Hunters may already have a relevant landowner's written permission specific to the property for firearms licensing purposes or it could be simplified with a downloadable form. This would greatly assist with the policing of trespass and help validate the possession of DMZ3 deer. NRE needs to consider with the Government the development of regulations to enforce the eradication of deer from DMZ3. Anecdotally the members are aware of properties with deer present in DMZ3 where landowners will not allow deer hunting at all. Game Services Tasmania needs to continue to prioritise the removal of deer from peri-urban areas.

## Measure 2

In DMZ1, introduce a new condition that clarifies that female deer can be taken during the fawning period of mid-November to end February provided every reasonable effort is made to locate and humanely kill any dependent young of antlerless deer taken. Taking female deer is seen as critical to reduce the effective breeding population and to reduce deer numbers. The condition would also balance with any potential animal welfare concerns about lactating does and fawns. Relevant Animal Welfare Guidelines would be updated in consultation with the Tasmanian Game Council and the Animal Welfare Advisory Committee.



This is not supported on an animal welfare basis for reasons outlined in Measure 1 above. At best, it is surmised that most hunters would only put in a cursory effort, if at all, to locate and despatch orphan fawns. It's one thing to spot a fawn, it's altogether difficult to despatch it, especially if running. The chances of finding a young hidden orphan fawn at night are near zero.

### Measure 3

In all zones, extend the male season from five weeks to seven weeks (or longer) with timing determined in consultation with deer hunting representatives. The Branch certainly does not support an extension of the male season beyond say the 5th of April at the latest. Hunters supported the Brian Murphy project initiated by ADA and the TDAC in order to apply science to the deer management regime through Quality Deer Management, endorsed by Government, and emphasising the taking of does to manage herd numbers. Brian Murphy identified from his extensive data collection that on a Statewide basis the peak of the rut is the 17th April or thereabouts. By April males are croaking, become careless in a wild animal sense and it becomes too easy to hunt them. In just one year, the older mature males would disappear and herd quality set back 30 years. With hunters focussed on taking two males (in preference to females) herds would once again tend to be dominated by breeding females having the capacity to multiply and expand quickly. For example, now, across the Highlands in DMZ1 very few males live longer than 4.5 years i.e. not to maturity.

### Measure 4

In relation to the requirement in DMZ1 to tag all mature male 'stags' shot under licence remains but increase the number of tags from one to two per hunting licence holder (which can be used in any zone). The continuation of tags is supported for males older than spikies taken during the March season.

An increase to two tags per season is not supported. It is by far preferable that hunters take does rather than a second male. Herd numbers are controlled by taking does not males. A scientific fact. Ordinary hunters taking two males in March are highly unlikely to take does within the following month or more. The members recognise that it's ludicrous that in 2023 around 2,500 adult males were taken by licensed hunters while around 15,000 were taken under permits (Game Tracks 2025 Pp 38 & 39). Members suspect that the bulk of the permits were for culling bachelor herds destroying crops. It is also assumed that the permit tally includes males taken in the commercial shooting trial for the venison trade (males give the greatest venison weight and hence return per animal). In our view it is likely that bachelor herds from May through to February are the principal male deer problem. These "bachelor" males disperse far and wide in March/April until the survivors start to return in May. There are not necessarily bachelor herds on every property. Where a bachelor herd is a problem then allow the landowner to control numbers by permit. The priority must be on taking does to reduce deer numbers. This accords with all Brian Murphy's work and the principles of Quality Deer Management.

## Measure 5

In all three zones consider legalising recreational hunter take of deer at night, with the assistance of a detection device (artificial light or thermal), and from a conveyance, under a hunting licence, provided it would not unduly increase the risk of antisocial behaviour or policing concerns. This is not supported. Absolute no. This is a "lazy" option. Members are stunned it has even been put forward. It would encourage flaunting of the firearms legislation e.g. shooting from public roads and exacerbate trespass. There are also safety concerns for hunters and others on private and especially public lands. Members do support a single 5-year combined permit for taking antlerless deer, wallaby and possum utilising spotlights. The permit could also authorise the use of thermal devices if such authority is required – members are not aware of any regulation that prohibits the use of thermal devices now. It is likely that their use is currently fairly common. The permit holder should be given the ability to fill-in shooters copies of the permit – name, address, permit number, by a fillable, downloadable NRE form on PC.

Tags not required for the deer. Require the permit holder to report the spotlighting take of each species annually. Take returns to inform deer, wallaby and possum management plans. No spotlighting at all on public lands except on special permit issued by Parks & Wildlife or Sustainable Timber Tasmania.

## Measure 6

Remove the requirement to label deer parts when removing deer from a property, taken under permit. Currently the Regulations require that a person taking deer under a Permit must not remove the head, or sever the body, of a deer at a location other than the usual residence of the holder of the licence under which the deer was taken, unless all products of wildlife relating to the deer have been labelled. Changes over time mean this requirement is redundant. Removal of this condition would reduce red tape for hunters and could provide flexibility for hunters with what parts they take home and addresses difficulties in disposing of a full carcass off site. Members agree although it refers only to deer taken under permit. Why not all deer ? Taking full carcasses home was an historic requirement to aid in the policing of poaching and is problematic for hunters living in towns and the suburbs.

## FURTHER MEASURES

1. Increased recreational hunting access to public lands is supported.
2. Members support no new deer farms being approved in DMZ3 and DMZ2. The Government was warned back in the 1980s that deer farms should be prohibited outside the historic traditional range and predicted exactly what has happened with deer now being at multiple localities across the State.
3. The Branch does not object to bow hunting but think it's unlikely to receive Government approval given the extensive media reporting of events of recent years involving wallaby and a wedgetail eagle in southern Tasmania.

## PROPERTY BASED GAME MANAGEMENT PLANS

To gain permits landowners must have a PBGM plan. These need not be complicated. Can serve the dual purpose of outlining the landowner's wildlife objectives, property entry and activity rules for hunter entry and insurances.

Compiled by John Toohey  
Communications Coordinator  
Southern Branch Australian Deer Association Inc.

The Branch would like to thank John for the effort he has put into representing our ideas. Feel free to contact any of the Executive if there are any areas you don't agree with.

# NEWS FROM CARLO DI FALCO, THE SFF MEMBER OF PARLIAMENT

## Carlo Di Falco calls for compromise and collaboration on deer management

Lyons MP, Carlo Di Falco, has moved a successful motion in the House of Assembly in his first private member time. The motion was supported by the Government, opposition, and most independents (27-7) calling on the Government to adopt a more practical and balanced approach to deer management. One that recognises the cultural importance of hunting, supports regional communities, and reduces waste through the responsible use of harvested game meat.

It is disappointing that certain members of parliament are not interested in practical solutions. 'SFF' is about common sense and working with the community to ensure the deer population is sustainably managed.

The Greens Party in particular want to wave a magic wand and eradicate the deer population. 88% of the deer population is in Zone management 1, which is mainly Sustainable Tasmania Timber Land. We have pushed the government to allow expanded access to hunting which will sustainably manage the population.

The Greens didn't support this.

The Government has created a haven for deer in public land areas and restricted hunting access which could successfully manage the risk of damage to our World Heritage Sites, landowners and farmers.

Mr Di Falco said recreational hunters play a vital role in managing Tasmania's deer population, contributing over \$80 million to the state's economy each year while supporting local jobs and small businesses across rural and regional areas.

“Hunting has always been a part of Tasmania’s heritage,” Mr Di Falco said.

“It’s time the Government recognised hunters not as a problem, but as part of the solution. They are the frontline of effective deer management.”

“We should be supporting methods that are humane, sustainable, and community driven. Aerial culling is not only expensive, it divides communities and wastes opportunities to use game meat responsibly.”

Mr Di Falco is urging the Government to review legislation that currently prevents the donation of harvested game meat to charitable organisations, a restriction, he says, ignores the reality of food insecurity in many Tasmanian households.

“It makes no sense that perfectly good venison and wallaby is going to waste when local charities and food banks are struggling to meet demand,” he said.

“With a common-sense approach, we can safely and responsibly allow harvested meat to support those who need it most.”

The motion further calls for expanded access to public land for recreational hunting, ensuring a fairer and more effective statewide management strategy.

“This is about striking the right balance, protecting our environment, respecting private property, and empowering local people to manage wildlife responsibly,” Mr Di Falco said.

“SFF is willing to work with all sides of parliament and stakeholders to ensure sustainable wildlife management





## Australian Deer Association – Southern Branch Tasmania Raffle African Safari with Mel Kleinhans Safaris

Tickets \$5.00 or 3 tickets for \$10. No limit on number of entries per hunter.

The prize is one trophy Impala and one trophy Nyala for one hunter and one observer.

Four days hunting and two days at Jeffreys Bay Beach Lodge – total six days

Prize value is \$8,000 and package may be upgraded to include animals,  
safari duration, hunters and observers

Prize is not redeemable for cash.

Tasmanian Gaming Commission minor gaming permit number XXXXXX



Impala



Nyala

**Ticket 9999 to 9999**

Ticket orders to be received by last mail 12<sup>th</sup> of February 2026.

Drawn on the 20<sup>th</sup> of February 2025 at North Hobart Bowls Club,  
Corner Letitia and Ryde Streets, North Hobart, Tas.

Name: .....

Address: .....

Postcode: .....

Telephone: .....

No. of Entries: ..... Amount \$.....

Please indicate if receipt is required to be returned Yes / No

If yes, please supply a self-addressed and stamped envelope

Send cheque or money order to

Send To: Neil McCormick,  
5 Surf Parade,  
Blackmans Bay, Tasmania, 7052

**No. 9999**

### Southern Branch Tasmania 2025 Mel Kleinhans Safari Raffle

**TICKET COST: \$5 or 3 tickets for \$10**

**NO LIMIT OF ENTRIES PER HUNTER**

#### Prize:

Six day safari 1x1 for 2 animals with Mel Kleinhans Safaris, located in the  
Eastern Cape of South Africa.

2 animals Impala and Nyala.

Hunt value is \$8,000, hunt to be taken in 2026 by negotiation with Mel. Hunt can  
be upgraded, any trophies added on, just pay the trophy fees. If you want to extend  
the safari or bring a friend along the daily rate applies as per website  
<https://melkleinhanssafaris.co.za>

Images of other animals that the winner can upgrade to are also on this website.

Drawn on the 20<sup>th</sup> of February 2026 at North Hobart Bowls Club,  
Corner Letitia and Ryde Streets, North Hobart, Tas.

Prize is not redeemable for cash.

Tasmanian Gaming Commission minor gaming permit number XXXXX

**Ticket No. 9999**



Impala



Nyala

## MAJOR RAFFLE PRIZE

The Branch is pleased to announce that the raffle Rod organised with Mel Kleinhans Safaris is proving to be a great success. Tickets are selling fast and will be available at our next meeting. We sold quite a few at Bushfest and at this stage are likely to sell out all tickets. Members and others can buy tickets at any time by contacting Neil on [neil-mccormick@outlook.com](mailto:neil-mccormick@outlook.com) This prize is valued at \$8k and thanks go to Mel and Rod for organising this great opportunity.



**The two species available for this raffle. I believe two of the more attractive games plain animals you can hunt in Africa. Our very own Shane is pictured with a lovely looking Impala he took just this year when hunting with Mel Kleinhans Safaris. Shane and Rod are able to give you detailed, up to date information on hunting in Africa with Mel having both hunted there this year and Rod several times in the past.**



Impala



Nyala



Just some of the other species that can be added to this prize by negotiation with Mel are shown below.



Our very own Shane Broadby was successful this year at the Great Lake Annual Tie-in Competition. Congratulations Shane, we all know you are pursuing your passion, and doing very well at it.

**Great Lake Annual Tie-In Competition**

The Great Lake Community Centre played host to the annual Tie-In competition on Saturday the 11<sup>th</sup> October.

Jan Spenser was inducted into "The Anglers Hall of Fame" at the "Tie In". Jan, a protege of Noel Jetson, in the art of fishing and fly tying, has carried on his mastery and memory. She now joins him there in the Hall of Fame



Photo - Jan Spenser's induction

There were some excellent entries among the Tyers, young and old. Congratulations to the winners.

**Adult category**

- 1st place: Shane Broadby.
- 2nd place: Scott Norton.
- 3rd place: Brett Chatwin.

**Junior category**

- 1st place: Joe Whittock
- 2nd place: Maurice Jacobson

Photo - "Winner Shane Broadby" I was very pleased to have my name put on the Graham Blight Memorial Fly Tying Competition trophy yesterday arvo, a big thanks to the GLTI team for a fantastic event! He posted on Facebook!



Photo - Anna Bellette, Great Lake Tie-In Secretary participating in the event. Images from Facebook

In this Issue	Osterley Christmas Family Picnic	p7	Battle for Winterspelt	p26	Puzzle Pages	From p32	Submission deadline FOR NEXT ISSUE Monday 24 <sup>th</sup> November 2025
---------------	----------------------------------	----	------------------------	-----	--------------	----------	--



**Recently, Shooters, Fishers and Farmers put out some advice you must do in the event the Police seize your firearms. Given what has happened in the past, this is very good advice. Robert Borsak, the Upper House Member in NSW has produced a short video on YouTube telling us what is important. It can be found by typing in, “Police Seizing Firearms”. His advice is as follows.**

- 1. Be polite and calm at all times, don’t let Police bully or coerce you.**
- 2. Get the Officers name and badge and record it in writing. Ask for a business card if they have one.**
- 3. Get a full receipt before the Police leave. It must list all the firearms seized, the make and serial number, the reason for seizure, the event number, the the date and time and the Officers signature.**
- 4. Remove your scopes from your firearms, they are not gun parts and you do not want them damaged.**
- 5. Case your firearms in protective cases, gunbags or even wrapped and taped in blankets.**

**They advise that if you contact the local area police commander in writing you should be able to retrieve your firearms in 28 days. If you have issues doing this, contact you local SFF representative for support and advice.**

## BUSHFEST November 22<sup>nd</sup> and 23<sup>rd</sup> 2025

As in past years, the Branch had a stand at Bushfest. This is a great venue to promote the Ada and our Branch. We sold raffle tickets in our African Safari as well as selling some merchandise and running some competitions.

The weather was perfect, and our stand did very well over the weekend. Raffle ticket sales and merchandise sales totalled a bit over \$2,000. This income puts the Branch in a sound financial position so we can continue to support and provide for our members.

Thanks go out to those that gave up their weekend to man the stand including Rod Hughes, Craig Laredo, Grant Laredo, Simon Kallis, John Toohey and Carolina. Also, thanks go out to those that supplied trophies to display including Kerry Bedelph, Steve Page, Rod Hughes, Craig Laredo and Shane Broadby.



# XMAS MEETING FRIDAY DECEMBER 19th

## AWARDS TO BE GIVEN OUT AT CHRISTMAS MEETING

Best Tasmanian Fallow buck (Valdon Orr Trophy) taken during the 2025 season, as determined by Douglas Score  
(Trophy must be present)

Best Other Tasmanian Fallow buck taken during the 2025 season, as determined by attendees vote  
(Trophy must be present)

First Deer taken during 2025, as determined by attendees vote  
(Trophy must be present)

Best Other Species taken in the last two years, as determined by attendees vote  
(Trophy must be present)

Best Handheld Photograph, as determined by attendees vote. Photos preferably presented in printed copy. Limit of three pictures per entrant.

Best Trail Camera Photograph, as determined by attendees vote. Limit of ten photographs per entrant.

(Photographs must be sent to the Newsletter Editor ([neil-mccormick@outlook.com](mailto:neil-mccormick@outlook.com)) at least one week before meeting)

Entrants will be expected to get up and give a brief description of their hunt.

Everyone in attendance will be issued a door prize ticket on arrival and draws will be carried out during the evening for a range of donated goods. We will also be running a raffle for the Zoe Zipper knife kindly donated by R & N Blades. All in attendance will be allowed one ticket at \$10. each and one lucky person will take home this excellent knife valued at \$350.

We will also be giving away a Heritage Farms Meat Box or Voucher as a door prize. These meat Boxes are well sought after and the timing just before Xmas id ideal. Thanks again to the people at Heritage Farms for their kind support.





## Win a prize for your hunting story.

In order to generate more material for the newsletter, the Branch is proposing that members be invited to submit stories for inclusion in the newsletter. The winning story selected will win a prize from our stock of donated merchandise. If we think the story is suitable and if the member is agreed, we will forward the story on to Daniel Burke at Wild Deer and Hunting Adventures for inclusion in his magazine. Daniel is a very generous supporter of the Branch with donations of subscriptions and merchandise every year.

The story can be about any hunting adventure, recent or past. Stories submitted that don't get selected in the next newsletter will be held over and entered in the running for future newsletters. Stories should be accompanied by as many good photos as are available, the best will be selected to go in the newsletter. Stories can be produced as emails or in word and emailed to [neil-mccormick@outlook.com](mailto:neil-mccormick@outlook.com)

All members will have stories that we are interested in, whether it was a hunt this year or many years ago. We are happy to proofread and edit any stories if the member wants.

The prize for the next hunting story will be one of the Kings Trail Cameras.



## NEW PRODUCT

Info@harpsoesweden.se  
+46 721 77 83 27  
www.harpsoe.se



**SAFE HUNTING**

CONTROL FOCUS

SAFETY GUN STRAP

MADE IN SWEDEN

RELAXING SECURITY

**HARPSÖE® SWEDEN**

www.harpsoes.se

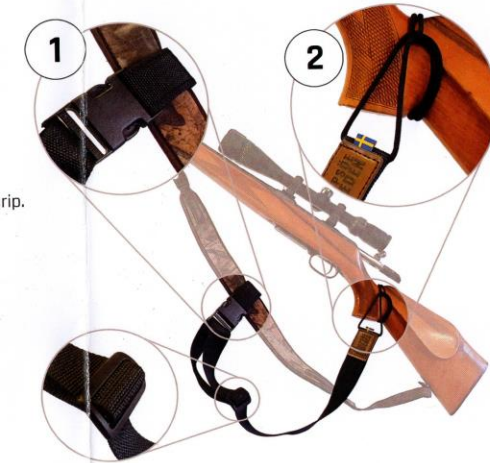
Thank you for choosing security!



**Safety Gun Strap consist of two parts:**

**1:** Short strap with friction rubber and quick release buckle. It is assembled around the regular gun sling.

**2:** Long strap with paracord, adjuster and quick release buckle. It is assembled around the stock or pistol grip.



I recently purchased this safety sling from a distributor in Victoria. It is a simple friction strap that attaches to your existing sling and the butt of your rifle. It secures the rifle to your back, so it is firmly held in place. If you are like me and like to walk out to your spot in the dark and often walk back in the dark after sunset, it allows you to walk safely with both hands free without having one hand holding your rifle on your shoulder. It is released with a quick release buckle and doesn't take much longer than you would normally spend taking your rifle off the shoulder. For sneaking into position, your rifle can be secured on your back without it flopping around getting in your way. It seems to be well made with quality materials. These normally retail for \$99. but I have spoken to the distributor and if we can get enough orders, he is prepared to offer a significant discount. There will be one at our next meeting so members can have a look and see what they think.

Shane has also been in touch with our regular sponsors Dog and Gun Coffee and has arranged for another generous donation to our Branch Xmas dinner. Thanks again to Dog and Gun Coffee.

Thanks again to Shane for chasing these up, not an easy job but one that he continues to do well.






Shane, our Sponsorship Officer has been hard at it as usual and secured this excellent package of premium gun cleaning gear from High Calibre to give away at the Xmas meeting. High Calibre is a great sponsor of our Branch. If you are looking for gun cleaning gear at your local gunshop, make sure you ask for the excellent High Calibre products.



Shane working hard and again, securing sponsorship from “Walk N Stalk”.

Guys get on the net and check out “Walk N Stalk”. Read about the Game Bar  
And check out the Game Bar + Bundle. I've got one coming for the branch \$485 retail !!



Shane has been in contact with Kurt, the producer of the Walk and Stalk Game Bar and Bundle. He has provided the following Youtube links to see exactly how it all assembles and works.

Youtube User Guide Playlist link below (lots of demos of how the gear comes together and is used in the field).

[https://www.youtube.com/watch?v=jySZSTq9Mms&list=PLFuK2ntMu423zqdHpQ3z4-wtyzYWgq\\_5W](https://www.youtube.com/watch?v=jySZSTq9Mms&list=PLFuK2ntMu423zqdHpQ3z4-wtyzYWgq_5W)

Youtube assembly guide link below (shows all the different configurations)

<https://youtu.be/ZzRCnjyk7cw?si=cCrc6YXW-Meg9Gac>

Thanks again for your support.

Regards,

Kurt

WALK'N'STALK

[walknstalkstore.com](http://walknstalkstore.com)



There is currently a review of Public Land that may be suitable for opening up to deer hunting. The following information has been provided by Scott Freeman, the Tasmanian ADA State Coordinator.

## Tasmanian Public Land Deer Hunting Project

The TDAC, ADA & SSAA have been working with NRE over the last period towards opening Public Lands controlled by NRE and or Parks. Parks are currently undertaking site inspections and audits to ensure they are suitable to be released for deer hunting and if any times of the year, restriction may apply.

At this stage we are looking at including these new areas into the current Hunting Ballot Program run by NRE for the Stag Season and then open for general antlerless deer hunting after the Stag Season. This is still to be confirmed as the lower graded areas may just be opened for Deer Hunting for the Seasons. All is on the table currently, until we get a feel on interest from hunters and the quality of hunting on each block.

We are also asking members that are willing to assist in an assessment program to assess sites for suitability for deer hunting to contact us and we can supply more information and resources to help us grade these areas with suitability for hunting and level of deer numbers.



**New areas for assessment:**

Deddington  
Swan River  
Royal George  
Osmaston  
Avoca  
Tunbridge Tier  
Triabunna

**Current areas to be assessed:**

Tooms Lake CA	-	Tooms Lake
Five Mile Pinnacle CA	-	Central Highlands, Southeast Miena
Great Lake CA	-	Tumbledown Creek & Gunns March
Top Marsh	-	Central Highlands, West Miena South Little Pine Lake
Buxton River CA	-	East Coast Swansea
Great Western Tiers CA	-	North of Great Lake
Central Plateau CA	-	Breton Rivulet Mother Lords Plains
Great Wester Tiers CA	-	Parsons & Clerk Mountain
Castle Carey RR	-	Rossarden / Avoca

If you can assist in site inspections, please mail Scott @ [tasmania@austdeer.asn.au](mailto:tasmania@austdeer.asn.au) with areas of interest and we can send back information and relevant area details.

# PRINT THIS OUT AND KEEP IT WITH YOU WHEN CARRYING FIREARMS AND AMMUNITION

## **Safety requirements for conveying other firearms**

The following are safety requirements for conveying a firearm that is not a prohibited firearm:

- (a) the firearm is to be in the unloaded condition;
- (b) ammunition is to be in a closed container, completely separate from the firearm;
- (c) magazines are not to contain any ammunition;

**At least one of the following requirements is to be met:**

- (i) the firearm is to be in a locked receptacle;
- (ii) the bolt of the firearm is to be in a closed container, completely separate from the firearm;
- (iii) the firearm is to be fitted with a mechanism that locks or disables the trigger or action and prevents the firearm from being used.

## Sponsorship

Shane Broadby took on the role of Sponsorship Officer for the Branch a few years ago. He has consistently chased up and secured sponsorship from past and new corporate sponsors. This year is no exception, and Shane continues to secure the following goods from sponsors.

### Wild Deer Hunting Adventures – Daniel Burke

6 x Twelve month subscription to WDHA Magazine  
Daniel has indicated he will continue this donation  
Into the future.



### R & N Blades

R&N are continuing as great supporters with yet another generous donation  
Of a quality knife for us to raffle. Keep them in mind if you are looking to buy  
A good knife for yourself or someone else.



### Yeti

Yeti have supported us in the past and, as yet, we do not have confirmation  
of their continued support. As with other sponsors who have supported us  
previously, we will continue to advertise their excellent products.



## High Calibre Cleaning Supplies

High Calibre Cleaning Supplies have again promised goods and we are very grateful for their continued support.



## Dog & Gun Coffee

Dog & Gun Coffee have continued with their generous support, and we are very grateful to receive their excellent coffee products.



## Double Tap Gunshop Campania

Double Tap have been a generous sponsor in the past and we are hopeful of their continued support.



### Sherriff Agencies

Sherriff Agencies have been excellent sponsors in the past and Shane has got them back on board again this year.



### Tonic Eyewear

Tonic Eyewear have been brought back on board again by Shane. Most of us have seen Merve Hughes advertising these excellent Sunglasses on TV. They are very good quality, and this is great sponsorship from them. Kerry Bedelph won the donated pair Of sunglasses at this years Xmas dinner. The estimated value of this donation is \$340.





## ADA Southern Branch Merchandise for Sale to Members



\$100 (Members Price)

The Adventure Kings Game/Trail Cam comes with a strap and a wall mount for easy securing in a variety of positions, and the 2.36" screen and easy-to-use controls make setting it up a piece of cake.

With an IP66 rating, it's designed to work where you want it to, when you want it to, and comes with a one-year warranty for peace of mind.

Cameras can be purchased by contacting our Branch Property Officer, Kerry Bedelph on 0428392184.

A photograph of a male deer with large, velvet-covered antlers standing in a grassy field. The deer is facing right, and its body is dark brown. The background features a line of trees and a hillside. The image is framed by a black border.





## The Australian Deer Association Membership

Membership of the Australian Deer Association includes not only advocacy by the Association on your behalf, but a Bi-monthly magazine as well as \$20 millions public liability insurance. This can only be afforded by the Association making a deal with insurance brokers to cover our many thousands of members. It would not be affordable as an individual.

Most landowners and managers now insist that hunters on their land have an adequate cover of liability cover.



***The Australian Deer Association is pleased to announce a new member benefit.***

***As from 1 April 2018 all financial members have cover for their firearms and/or associated equipment whilst in transit, stored in a locked vehicle and/or building in accordance with State Law and if damaged or destroyed whilst on the range or in the field but not when the firearm is being discharged. Traditionally, the responsibility of this insurance purchase has been left to the individual member but now, should you have no cover in place, the Association will provide cover under your membership [subject to the terms and conditions of the insurance policy].***

This insurance is designed to protect each member up to \$12,000 with the option to increase this limit to \$25,000 for an additional \$10 payable by the member. The policy has an excess of \$50 each and every claim and protects members anywhere in Australia, 365 days of the year, plus overseas for 21 days in any one year.

***Just another way that your ADA is working for you!***

Details or inquires can be made to our Insurance Broker, Marsh Advantage Insurance via:

**Lauren Coburn**  
Phone: 08 8385 3616  
Email: [lauren.coburn@marshadvantage.com](mailto:lauren.coburn@marshadvantage.com)

**Janine Hook**  
Phone: 08 8385 3624  
Email: [janine.hook@marshadvantage.com](mailto:janine.hook@marshadvantage.com)

 Australian Deer Association

*There's more to deer than hunting*

## ADA Membership

Are you ready to join the great outdoor adventure?

With more than 5,000 members and with branches in all Australian states and territories, the Australian Deer Association is the largest deer organisation in Australia. There is undoubtedly a branch near you!

By joining the ADA, you will gain access to the most reliable and up-to-date information on all aspects of deer in Australia and begin your journey to becoming the most knowledgeable deer manager and hunter possible.

### Advantages of Membership

- The Association produces the prestigious journal Australian Deer keeping you factually informed on the Australian deer-hunting scene.
- Meet interesting guest speakers at Branch Meetings.
- Branches produce newsletters providing you with up to the minute information on local events.
- You have the opportunity to make local, interstate and overseas contacts.
- By talking to other members at meetings you can obtain leads on where it is best to hunt and when.
- You have the opportunity to voice your opinion and be heard at regular meetings
- Trophies can be entered in competitions and the internationally recognised Australian Antlered Trophy Register.
- You can test your skills by competing in photographic competitions.



- You can participate in conservation and research and management projects in your area, which will help ensure the future of your chosen sport.

**Member Insurance:** ADA has a \$20 million public liability insurance cover that protects its members from legal liability that may arise out of any activity endorsed by ADA, including legal hunting on public or private land anywhere in Australia as well as coverage for some of your hunting gear while out hunting, and all as part of your annual membership.

Join the Australian Deer Association and secure the future of deer hunting throughout Australia. You will also gain access to like-minded hunters, up-to-date information and regulations, together with insight into the advocacy work provided by the Australian Deer Association, to protect your right to hunt.

The easiest way to join the ADA is to go to the website and join online, its easy and quick. We should all seriously consider joining up young people, there is a junior membership or family membership and they will be the future of hunting both here in Tasmania and in Australia.

## ADA Southern Branch Sponsors Contact Details

Jo's Fresh Meats—Northgate Shopping  
Centre Glenorchy and Glebe Hill  
(03) 6273 1052

Wild Deer and Hunting Adventures  
Magazin—Daniel@wilddeer.com.au

Southern Range Sports  
4/34 Mertonvale Crescent  
Kingston  
Ph. 62298444 fax 62298433

Sherriff Fishing and Outdoors  
Unit 3/3 Trotters Lane, Prospect,  
Launceston  
0417916387



BY SUPPORTING OUR SPONSORS, YOU ARE SUPPORTING YOUR BRANCH

## ADA Southern Branch Sponsors

Mel Kleinhans Safaris - Email- [office@melkleinhanssafaris.co.za](mailto:office@melkleinhanssafaris.co.za)  
mobile -(+27) 828736535  
Whats app- +27828736535



Tonic Eyewear—Doug Phillips,  
Mob: 0466 112 681  
[doug@toniceyewear.com.au](mailto:doug@toniceyewear.com.au)



ARB Hobart- 9 Florence St, Moonah TAS 7009  
(03) 6228 6822 -[arb@arbhobart.com.au](mailto:arb@arbhobart.com.au)



Murray Thomas Taxidermy-  
102 Axiom Way, Acton Park, Tas.  
Email: [muzzathomas@live.com](mailto:muzzathomas@live.com)



BY SUPPORTING OUR SPONSORS YOU ARE SUPPORTING YOUR BRANCH

## ADA Southern Branch Sponsors

Laredo Taxidermy—22 Park St. Ross  
Ph0409 975805



South East Firearms— Stuart Palmer-  
3/31 Cole Street, Sorell Tas 7172-  
62653233-  
southeastfirearms3@gmail.com



Allgoods Hobart  
168 Liverpool St. Hobart  
Ph. 62369969

**ALLGOODS**

Find them on Facebook



BY SUPPORTING OUR SPONSORS YOU ARE SUPPORTING YOUR BRANCH



## ADA Southern Branch Sponsors

Dog and Gun Coffee

[www.dogandguncoffee.com](http://www.dogandguncoffee.com)



Yeti

[anzsales@yeti.com](mailto:anzsales@yeti.com) , 00417916387



Walk'n'stalk

Kurt Dillmann

[kurt@walknstalkstore.com](mailto:kurt@walknstalkstore.com)



BY SUPPORTING OUR SPONSORS YOU ARE SUPPORTING YOUR BRANCH

Www.highcaliber.com.au



Heritage Farms Tasmania



Double Tap Gun shop Campania  
Next to the Pub in Campania.



BY SUPPORTING OUR SPONSORS, YOU ARE SUPPORTING YOUR BRANCH